

# SUMMER LEARNING TOOLBOX

---



## WHAT IS IT?

Links to resources for summer learning

## WHO IS IT FOR?

Families and students



---

## HOW DO I USE IT?

- Families with younger children or children who need assistance:  
*Choose together!* You may want to start out by doing activities with your child until you know they are comfortable working independently.
- Families with older children or children who are more independent:  
*Students can choose independently!* Parents/guardians, you may want to start by doing activities together and/or helping your child access the resource until you know they are comfortable working independently.

### ***For example...***

- ❖ A family decides the child will spend time on Wonderopolis.com each day.
- ❖ The *first* few days, the parent/guardian explores Wonderopolis.com with the child. They navigate and explore features together.
- ❖ The *next* few days, the child visits Wonderopolis.com independently. Later in the day, the family chats about cool new things the child discovered over dinner or at bedtime.

---

## **Remember...**

- + *Being connected to others is important.* Students really benefit from talking about what they are learning with others. See if you can find time for this, like at a meal or at bedtime.
- + *A little goes a long way.* Daily summer learning can be as simple as...


reading together  
playing a game

exploring outside  
building something


talking together  
making a meal

---




**“Anything and Everything” MANY SUBJECTS IN ONE PLACE**

<i>Level</i>	<i>Website &amp; Description</i>	<i>How to get there</i>	<u><b>TIPS</b></u>
All ages	<a href="#">BOCES page of links to learning resources</a> BOCES comprehensive page of resources for Families, including SEL, ELA, Math, Science, Social Studies, and More!	1. Click link 2. Click tab with topic of your choice 1. Explore!	<p><u>Working Together</u>                      If you are doing an activity, watching a video, or playing a game with your child, talk together!</p> <p>-Have conversations.                      -Make comments.                      -Ask questions.</p> <p><i>“Wow, that was challenging!”</i>  <i>“How do you feel about that game?”</i>  <i>“That was interesting!”</i>  <i>“What did you like about it?”</i>  <i>“You look (determined, happy, frustrated, excited...)”</i>  <i>“I wonder what would happen if ...”</i>  <i>“What should we do next?”</i>  <i>“How did we do on that one?”</i>  <i>“Should we do something the same, or different?”</i></p> <p><u>Working Independently</u>                      Ask your child to choose games or watch videos independently. Then, during a meal or before bed, follow up with a conversation about how it’s going.</p> 
All ages	<a href="#">Wide Open School</a> Wide Open School is a free collection of the best online learning experiences for kids curated by the editors at Common Sense Media.	2. Click link 3. Select “We’re a Family” 4. Select Grade Range 5. Explore!	
All ages	<a href="#">PBS Summer Camps</a> These summer “camps” include fun activities in Literacy, Music & Dance, Arts & Crafts, Science Experiments, Family Activities, Dinosaurs, Space Science, Nature, and Gross Motor Skills.	1. Click link 2. Choose your camp 3. Review any resources you would like!	
Gr.3+  Gr. K-3	<a href="#">Brainpop</a> <a href="#">Brainpop Jr.</a> High interest videos and activities for nonfiction learning. This site offers videos, games, and activities by topic.	1. Click link 2. Enter student credentials (provided by their last teacher) 3. Browse topics <b>OR</b> use the search bar 4. Choose a video, activity, etc.	
All ages	<a href="#">Khan Academy</a> Khan Academy has content and courses for K-12 Math, Science, History, AP®, SAT®, and more. New: BETA versions of ELA and vocabulary lessons.	1. Click link 2. Select “Parent” 3. Create your own free account for yourself and your child 4. Browse topics <b>OR</b> use the search bar 5. Choose a video, activity, etc.	




## READING TOOLS

<i>Level</i>	<i>Website &amp; Description</i>	<i>How to get there</i>	<b><u>TIPS</u></b>
Gr. K-6	<a href="#">Storyline</a> Stream videos featuring celebrated actors reading children’s books alongside creatively produced illustrations.	<ol style="list-style-type: none"> <li>1. Click link</li> <li>2. Browse books by title, author, or run time</li> <li>3. Select one they like</li> <li>4. Watch and repeat!</li> </ol>	<p><b><u>Working Together</u></b>            Choose a favorite or interesting topic to enjoy reading together. Share wonders, realizing out loud how much you are learning, and sharing with your child how fun it is to read and learn together. Afterward, have a conversation. Try commenting on things you see, things you like, characters you connect with, the message of the story, and more.</p> <p><i>“I see/I’m thinking about/I’m wondering...”</i>  <i>“What new thing should we learn about today?”</i>  <i>“What are you learning?”</i>  <i>“What do you like? What don’t you like?”</i>  <i>“What else should we read together?”</i>  <i>“I think this story was about (kindness, being silly, etc.)...”</i>  <i>“What kind of story should we read, next?”</i>  <i>“Should we do something the same, or different?”</i></p>
Gr. K-8	<a href="#">iReady</a> Personalized digital learning system that BOCES 2 students have used during the school year. iReady is available throughout the summer whether students are enrolled in ESY or not.	<ol style="list-style-type: none"> <li>1. Click link</li> <li>2. Enter student credentials (provided by their last teacher)</li> <li>3. Choose Reading</li> </ol>	
Gr. PK- 9	<a href="#">Scholastic Summer Read-A-Palooza</a> Visit the link for the launch of <b>Scholastic Home Base</b> , a free digital destination which offers full books, live events, and games in a safe community for readers!	<ol style="list-style-type: none"> <li>1. Click link.</li> <li>2. Sign up with your own email address.</li> <li>3. Explore!</li> </ol>	
All ages	<a href="#">MCLS Overdrive for eBooks</a> MCLS members can check out audio & eBooks. This resource explains how families can download the Overdrive app and use it to check out MCLS resources.	<p>*Monroe County library card required*</p> <div style="text-align: center;">  </div>	


## READING TOOLS

<i>Level</i>	<i>Website &amp; Description</i>	<i>How to get there</i>	<p style="text-align: center;"><u><b>TIPS</b></u></p> <p><u>Working Independently</u> Ask your child to choose books that seem interesting or surprising. Then, during a meal or before bed, follow up with a conversation about how it's going.</p> 
All ages	<p><a href="#">Wonderopolis</a> <a href="#">Camp Wonderopolis</a></p> <p>All the world's questions asked, answered, and explored with videos, articles, images, games, and more!</p>	<ol style="list-style-type: none"><li>1. Click link</li><li>2. Explore!</li></ol> 	
All ages	<p><a href="#">Reading A-Z</a></p> <p>With Raz-Kids, students can practice reading anytime, anywhere - at home, on the go, and even during the summer!</p> 	<ol style="list-style-type: none"><li>1. Click link</li><li>2. Enter info from classroom teacher</li><li>3. Read!</li></ol>	



## MATH TOOLS

Level	Website & Description	How to get there	<p style="text-align: center;"><b><u>TIPS</u></b></p> <p><b><u>Make it Fun!</u></b>            Show your child where math is used in everyday life: at the grocery store, on road trips, while cooking, when hiking. Look for patterns, shapes, numbers, and ways to problem solve.</p> <p>Engage in interactive games and projects: playing cards, UNO, board games, STEM activities, etc.</p> <p><b><u>Working Together</u></b>            -Have conversations.            -Make comments.            -Ask questions.</p> <p><i>“How do you know?”</i>  <i>“Is there another way you could do that?”</i>  <i>“Does this make sense?”</i>  <i>“What do you notice about...?”</i>  <i>“Describe what you already tried. What can be changed?”</i>  <i>“What are some ways you could show that?”</i>  <i>“What would be a better way?”</i>  <i>“Where else have you used...?”</i></p>
All ages	<p><a href="#">Fun Math Games and Activities</a> (MATR.org)</p> <p>Math games are a fantastic way to bring the whole family together. These fun activities allow for practice of a wide range of mathematical skills, such as counting, place value, addition, times tables and much more, without kids even knowing it!</p>	<ol style="list-style-type: none"> <li>1. Click link</li> <li>2. Explore!</li> </ol> 	
Gr. PK-8	<p><a href="#">Scholastic Math Games</a></p> <p>Fifteen games to play in 15 minutes or less! Get kids hooked on these fun and effective math games to keep their number skills sharp!</p>	<ol style="list-style-type: none"> <li>1. Click link</li> <li>2. Explore!</li> </ol> 	
All ages	<p><a href="#">NASA STEM at Home Resources</a> </p> <p>Build it! Solve it! Launch it! STEM activities to do at home (some require adult assistance)</p>	<ol style="list-style-type: none"> <li>1. Click link</li> <li>2. Scroll down to “Activities You Can Do Together”</li> <li>3. Click on a Grade Level Band</li> <li>4. Choose an Activity</li> </ol>	
All ages	<p><a href="#">Youcubed at Home</a></p> <p>Engaging activities with an open, visual, and creative approach to mathematics, categorized by grade levels</p>	<ol style="list-style-type: none"> <li>1. Click link</li> <li>2. Explore!</li> </ol>	
All ages	<p><a href="#">Didax Virtual Manipulatives</a></p> <p>Enhance at-home learning with these seventeen types of interactive virtual manipulatives from two-colored counters to algebra tiles. Video tutorials and activities are available as well.</p>	<ol style="list-style-type: none"> <li>1. Click link</li> <li>2. Explore!</li> </ol>	


## MATH TOOLS

<i>Level</i>	<i>Website &amp; Description</i>	<i>How to get there</i>	
Gr. K-8	<p><a href="#">iReady</a> Personalized digital learning system that BOCES 2 students have used during the school year. iReady is available throughout the summer whether students are enrolled in ESY or not.</p> 	<ol style="list-style-type: none"> <li>1. Click link</li> <li>2. Enter student credentials (provided by their last teacher)</li> <li>3. Choose Math</li> </ol>	
Gr. 6+	<p><a href="#">eMath Instruction</a> Online videos, printable lessons and practice for Grades 6-8 Math, Algebra I, Geometry, and Algebra II. All resources are free except answer keys.</p>	<ol style="list-style-type: none"> <li>1. Click link</li> <li>2. Choose Course</li> <li>3. Choose Unit</li> <li>4. Choose Lesson</li> <li>5. Choose Video and/or PDF for notes and practice</li> </ol>	

## SCIENCE TOOLS


<i>Level</i>	<i>Website &amp; Description</i>	<i>How to get there</i>
All ages	<a href="#">Pearson SuccessNet</a> Student digital editions of the Interactive Science textbooks are available, as well as downloadable/printable resources.	<ol style="list-style-type: none"> <li>1. Click link</li> <li>2. Enter student credentials (provided by their last teacher)</li> </ol>
All ages	<a href="#">Britannica Launch Pack: Science</a> Collections of multimedia resources organized by topic. Packs are grade-banded and include articles, videos, images, and learning resources.	<ol style="list-style-type: none"> <li>1. Click link</li> <li>2. Explore!</li> </ol> 
Gr. K-5	<a href="#">BOCES 4 Science</a> Go here for some investigations/activities that help students continue science exploration outside of school.	<ol style="list-style-type: none"> <li>1. Click link</li> <li>2. Explore!</li> </ol>
Gr. K-6	<a href="#">Science A-Z</a> A great resource to develop students' science knowledge and practices while also supporting key literacy skills. Resources include: *Multilevel books to differentiate reading instruction *Hands-on experiments and projects to apply science concepts	<ol style="list-style-type: none"> <li>1. Click link</li> <li>2. Enter student credentials (provided by their last teacher)</li> </ol> 
Gr. K-3	<a href="#">PebbleGo</a> Resources on animals (in English or Spanish), science, social studies, dinosaurs, and biography.	<ol style="list-style-type: none"> <li>1. Click link</li> <li>2. Explore!</li> </ol>

## DIGITAL LITERACY TOOLS

<b>Level</b>	<b>Website &amp; Description</b>	<b>How to get there</b>
Gr. 3-12	<a href="http://Typing.com">Typing.com</a> This free resources will allow students to sharpen their typing skills over the summer.	Go to typing.com (or click the link on this document) and choose the student option. You can jump right in, or if you want to keep track of your stats, make a free account and see how your typing improves!
Gr. 7-12	<a href="http://Scratch.mit.edu">Scratch.mit.edu</a> This free coding program makes it easy to build your own games with block-based code. Students can see games other people around the world have made, remix them, or create something totally out of their own imagination.	Click the link listed in the description. Again, you can start coding and exploring right away, but if you want to save and share your work, you need to make a free account.
Gr. 3-12	<a href="#">Minecraft Education Edition</a> BOCES students have unique access to Minecraft Education Edition. This open world building game helps develop a number of critical skills. Use it to talk about math, make an interactive story, design a city, and so much more.	The Minecraft Education Edition app is free to download on either your PC or iPad. Once downloaded, students will need to use their BOCES login information to gain access. 



## SOCIAL & EMOTIONAL LEARNING TOOLS

<b>Level</b>	<b>Website &amp; Description</b>	<b>How to get there</b>
All families	<p><a href="#">Family Resources for Social &amp; Emotional Learning</a>            Social and Emotional Learning starts at home. This link will help provide you with an overall understanding of SEL as well as a few ready to go resources gathered by our instructional specialist team. You will also find ideas for learning at home and family support.</p>	<ol style="list-style-type: none"> <li>1. Click link</li> <li>2. Explore!</li> </ol> 
All ages	<p><a href="#">PBS Social &amp; Emotional Learning</a>            This section includes fun activities, videos, media galleries, and interactive games for Social and Emotional Learning.</p>	<ol style="list-style-type: none"> <li>1. Click link</li> <li>2. Review any sources you would like!</li> </ol>
Families and students	<p><a href="#">Sora SEL Library</a>            Another link to Sora – an amazing resource for summer reading for students of all ages. This link takes you directly to a few of the highlighted books pertaining to SEL – enjoy!</p>	<ol style="list-style-type: none"> <li>1. Click link</li> <li>2. Read together!</li> </ol> 